














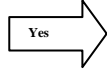





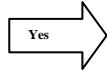

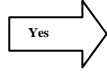

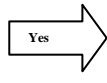

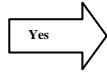

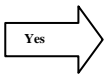

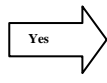

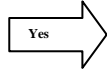
CCB Structure Type Determination Chart

This chart is a tool to help determine the structure type of a construction project and the type of contractor license needed. It does not constitute legal advice. Begin with Part One and work through all the questions until you reach the correct structure type.


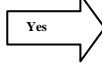

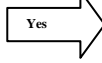

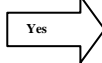

Part One:	Answer	Type of Structure	Type of Contractor
A.) Is it a site built, single family residence?	 	Residential	Residential
B.) Is it a floating home? (Floating homes are moored and are secured to a pier or pilings. They are used primarily as a home not a boat.)	 	Residential	Residential
C.) Is it a manufactured home or modular home?	 	Residential	Residential
D.) Is the work being performed in a condominium unit, residential rental unit or other residential dwelling unit (that is part of a larger structure) whose ownership or interest is separate from the entire structure? (Example: A single condominium unit that is contained within a complex of other condos or above a retail business.)	 	Residential	Residential
E.) Is it a Department of Corrections work release facility (sometimes referred to as a halfway house)?	 	Residential	Residential
F.) Is it a structure that ONLY contains one or more dwelling units, is four stories or less above grade and is NOT any of the following: 1) Transient lodging (Example: A hotel, motel or bed and breakfast.) 2) School housing (Example: Dormitories, apartments, or boarding rooms) 3) Public or private youth care or treatment center 4) Nursing home (If listed in 1 – 4, it is considered non-residential. Go to Part Three.) Only means the structure may not contain a non-residential unit such as retail space, office space, manufacturing, etc. Examples: Row house, duplex, small apartment or condominium complex.	 	Residential	Residential
H.) Is it excavating, grading, roadway, driveway, a fence, shed, or other appurtenance on a structure described in Part One A, C, E, or F?	 	Residential	Residential

I.) Is it work associated with tree pruning, tree or stump removal, tree and limb guying, regardless of whether the tree or stump is part of a residential or commercial project?	 	Residential	Residential
---	---	-------------	-------------

Continue to Part Two

Part Two:	Answer	Type of Structure	Type of Contractor
A.) Is it the construction of a new structure that will contain both residential and non-residential units? (Example: The construction of a building that contains retail space or office space as well as an apartment or condo unit.)	 	Go to Part Three to determine if the non-residential work is a small or large commercial structure.	
B.) Is it the construction of a new structure that contains one or more dwelling units and is more than four stories above grade?	 	Go to Part Three to determine if it is a small or large commercial structure.	
C.) Is it an existing structure that contains both residential and non-residential units and the work to be performed is on the non-residential unit(s)?	 	Go to Part Three to determine if it is a small or large commercial structure.	
D.) Is it a correctional or detention facility?	 	Go to Part Three to determine if it is a small or large commercial structure.	
E.) Is it a hospital?	 	Go to Part Three to determine if it is a small or large commercial structure.	
F.) Is it a structure for non-residential purposes?	 	Go to Part Three to determine if it is a small or large commercial structure.	
G.) Is it excavation, grading, road work, bridge work, parking area or other appurtenance associated with a non-residential construction project?	 	Go to Part Three to determine if it is a small or large commercial structure.	

Please review Part One and Two,
or contact the CCB.

Part Three:	Answer	Type of Structure	Type of Contractor
A) Is it a nonresidential structure with a ground area of 10,000 square feet or less, including exterior walls, and a height of not more than 20 feet from the top surface of the lowest flooring to the highest interior overhead finish of the structure?	 	Small Commercial	Residential or Commercial
B) Is it a nonresidential leasehold, rental unit or other unit that is part of a larger structure, and the unit has a ground area of 12,000 square feet or less, excluding exterior walls, and a height of not more than 20 feet from the top surface of the lowest flooring to the highest interior overhead finish of the unit? (Example: An individual retail unit in a larger plaza or mall)	 	Small Commercial	Residential or Commercial
C) Is it a nonresidential structure of any size for which the contract price of all construction contractor work to be performed on the structure as part of a construction project does not total more than \$250,000?	 	Small Commercial	Residential or Commercial
Oregon law states that a large commercial structure means anything that is not a residential structure or small commercial structure. See Part Four.			
Part Four:			
The answers provided in Parts One through Three indicate that your structure is a large commercial structure.		Large Commercial	Commercial

Definitions
<p>ORS 701.005 (15) - Residential Structure ORS 701.005 (17) - Small Commercial Structure ORS 701.005 (11) - Large Commercial Structure</p> <p>OAR 812-002-0660 - Residential Structure</p>